

Tested & Listed By **OTL US** Portland Oregon USA  
 OMNI-Test Laboratories, Inc.

MANUFACTURED BY:  
**KUMA STOVES INC**  
 50145 N OLD HWY 95  
 RATHDRUM ID 83858



MODEL NAME:  
**WOOD CLASSIC**

Serial Number

Standards Tested To: UL 1482-96. Test Report #: 123-S-02c-2



**CAUTION: HOT WHILE IN OPERATION - DO NOT TOUCH - KEEP CHILDREN AND CLOTHING AWAY - CONTACT MAY CAUSE SKIN BURNS. SEE NAMEPLATE AND INSTRUCTIONS.**

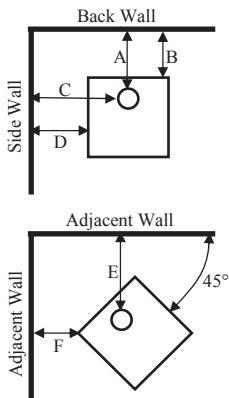
**KEEP FURNISHINGS AND OTHER COMBUSTIBLE MATERIALS A CONSIDERABLE DISTANCE FROM THE APPLIANCE. DO NOT OVERFIRE - IF HEATER OR CHIMNEY CONNECTOR GLOWS, YOU ARE OVERFIRING. INSPECT AND CLEAN CHIMNEY FREQUENTLY - UNDER CERTAIN CONDITIONS OF USE, CREOSOTE BUILDUP MAY OCCUR RAPIDLY. DO NOT PASS CONNECTOR PIPE THROUGH COMBUSTIBLE WALLS OR CEILINGS. DO NOT OBSTRUCT BENEATH THE HEATER. FOR USE WITH SOLID FUEL ONLY.**

INSTALL AND USE ONLY IN ACCORDANCE WITH KUMA STOVES' INSTALLATION AND OPERATION INSTRUCTIONS. CONTACT LOCAL BUILDING OR FIRE OFFICIALS ABOUT RESTRICTIONS AND INSTALLATION INSPECTION IN YOUR AREA. REFER TO INSTALLATION INSTRUCTIONS AND LOCAL BUILDING CODES FOR PRECAUTIONS REQUIRED FOR PASSING A CHIMNEY THROUGH A COMBUSTIBLE WALL OR CEILING.

ROOM HEATER, SOLID FUEL TYPE, ALSO FOR USE IN MOBILE HOMES (REQUIRES PART # KA OA 1). FOR USE WITH SOLID FUEL ONLY. USE ONLY SEASONED CORDWOOD. DO NOT CONNECT THIS UNIT TO A CHIMNEY FLUE SERVICING ANOTHER APPLIANCE. DO NOT USE GRATE OR ELEVATE FIRE - BUILD WOOD FIRE DIRECTLY ON FIREBRICK. REPLACE GLASS ONLY WITH 5mm CERAMIC. ATTACH LEGS (KA LG) OR PEDESTAL (KA PK 3) USING INSTALLATION INSTRUCTIONS. BLOWER (KA BL 1): ELECTRICAL RATING: 115 VOLT, 1.85 AMP, 60 HERTZ. DO NOT ROUTE POWER CORD BENEATH HEATER.

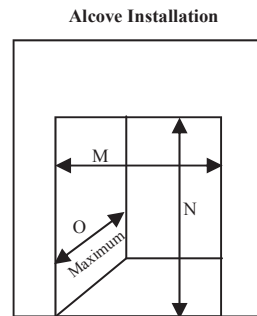
USE ONLY LISTED CHIMNEY SYSTEMS THAT ARE 6" DIAMETER U.L. 103 TYPE HT, ALL FUEL, OR SOLID FUEL. MASONRY CHIMNEY SHOULD BE LISTED TO UL 1777. USE ONLY 24 MSG BLACK OR 25 MSG BLUED STEEL SINGLE WALL CONNECTOR FOR STANDARD CLEARANCE. USE ONLY LISTED DOUBLE WALL CONNECTOR FOR REDUCED CLEARANCE AND MOBILE HOMES. SEE DIAGRAMS FOR STANDARD AND REDUCED CLEARANCE DIMENSIONS. USE ONLY U.L. 1618 TYPE 1 (EMBER PROTECTION) OR TYPE 2 (R-VALUE 1.0) HEARTH PAD OR EQUIVALENT. SEE DIAGRAM FOR HEARTH DIMENSIONS. SEE OWNERS MANUAL FOR SPECIFIC HEARTH REQUIREMENTS.

Installation	Clearance	Connector	A	B	C	D	E	F	G	H	I	J	K	L	M	N	O
Residential	Standard	Single Wall	16"	12"	24.5"	15"	24.5"	14"	6"	16"	n/a	n/a	n/a	n/a	n/a	n/a	n/a
Residential or Mobile home	Reduced	Double Wall	10"	6"	24.5"	15"	14.5"	4"	6"	16"	n/a	n/a	n/a	n/a	n/a	n/a	n/a
Insert	Standard	UL 1777 Liner	-----NOT APPROVED. DO NOT INSTALL IN A FIREPLACE.-----														
Alcove	Reduced	Double Wall	10"	6"	24.5"	15"	n/a	n/a	6"	16"	n/a	n/a	n/a	n/a	55"	84"	48" MAX.

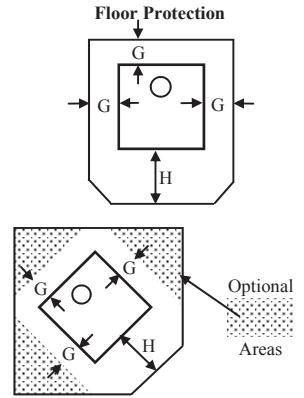


**NOT APPROVED.  
 DO NOT INSTALL  
 IN A FIREPLACE.**

Insert Installation



Alcove Installation



Floor Protection

DATE OF MANUFACTURE

JAN  
  FEB  
  MAR  
  APR  
  MAY  
  JUN  
  JUL  
  AUG  
  SEP  
  OCT  
  NOV  
  DEC  
  2015  
  2016  
  2017  
  2018

U.S. ENVIRONMENTAL PROTECTION AGENCY: Certified to comply with 2015 particulate emission standards. Not approved for sale after May 15, 2020. 3.3 Grams per hour. Tested to EPA method 5G-1 and EPA method 28. Complies with May 15, 2015 crib wood standards.

This wood heater needs periodic inspection and repair for proper operation. Consult the owner's manual for further information. It is against federal regulations to operate this wood heater in a manner inconsistent with the operating instructions in the owner's manual.

DO NOT REMOVE THIS LABEL